

# PROJECTION SCREENS



- Manual Screens
- Tripod Screens
- Motorized Screens
- Integrated Motorized Screens
- Table Screens
- Fixed Frame Screens
- Curved Fixed Frame Screens
- Fast Fold Screens
- Large Stage Screens
- Floor Up Screens
- Optical Film Screens
- Zero Edge Screens
- Grey Diamond Fixed Screens
- Optical Glass Screens
- Anti-Ambient Light Screens

## Aspect ratio / Formats

Aspect ratios describe the shape of the screen in regards to the width by the height, and choosing which format best suits the end user is a crucial decision.

The commonly used ratio formats are AV Square, Video 4:3, HDTV 16:9, with Cinemascope 2.35:1 and 16:10 formats.

Being a manufacturer EURROS can make any screen format required.

### Video 4:3

Format is the standard shape in most commercial environments where the projection of data is the primary aim. Most computer monitors are in Video 4:3 format.

4 Units W x 3 Units H



### HDTV 16:9

This format is the standard shape for all widescreen TVs and commonly used by DVD movie discs for widescreen displays, so this format is most suitable for DVD movie watchers.

16 Units W x 9 Units H



### 16:10

A newly created format that has become popular with laptop manufacturers for their LCD screens, and due to the change in their graphic output, projector manufacturers are releasing 16:10 chipped projectors for commercial environments.

16 Units W x 10 Units H



### Cinemascope 2.35:1

A long standing commercial theatre format, with the release of anamorphic lens technology allowing standard projectors to display a Cinemascope image, this dedicated movie format has recently entered the mainstream home theatre scene.

2.35 Units W x 1 Units H



What size screen do I need?

The following example explain the industry standard method for calculating the desired projection screen size, based on sitting position and average chair height, expecting a home theatre viewer to be seated in a lounge chair and a corporate viewer to be seated in an office or boardroom chair, which is traditionally higher in the seat.

This example is to be used as a guide only as many personal factors of preference will come into play when deciding this issue, but this is a good guide to start working from as a base - don't forget that the image throw characteristics of your projector will also be an important factor in screen size determination. Make sure that after you have decided on a screen size and a projector location that no physical obstacles will prevent your projector placement, thus requiring a re-size of the screen.

Home Theatre Single Seat Position

These standards apply to most formats.

Example:

Viewer wishes to sit 4m from the screen.

$4m/3 = 1.3m$ , Screen Height = 1.3m

Then consider the following:

Available sizes, Site conditions, Customer requirements,

Projector characteristics.

NB: Please consider 4 x height formula for 2.35:1 Cinemascope

Corporate AV Multi-position seating

These standards apply to most formats.

Example:

Closest viewer is 3m from screen furthest viewer is 8m away..

$3m/2 = 1.5m$  Max Height

$8m/6 = 1.3m$  Min Height

Then consider the following:

Available sizes, Site conditions, Customer requirements,

Projector characteristics.

Screen Borders and Leader Drop

Black masking borders are standard on all EURROS Front Projection Screens at no additional cost to user. Borders enhance the perceived brightness and contrast levels for the image on the screen and are therefore an absolute necessity in obtaining the best results from your projector.

Borders also allow the projected image to "bleed off" the screen and present a sharp edge to the viewer. Standard borders on all roll down style screens are on each side. Further adjustable leader capacity within the head box canister, which varies from product to product

# INDEX

---

## 01 INSTALOCK SCREEN

Lite Series

Elegant Series

Elegant Series With SRS

## 02 TRIPOD SCREENS

## 03 TABLE SCREENS

## 04 FAST FOLD SCREENS

## 05 MOTORIZED SCREEN WITH SYNCHRONOUS MOTOR

## 06 MOTORIZED SCREEN WITH TUBULAR MOTOR

## 07 FIXED FRAME SCREEN

Flat Series

Curved Series

## 08 BIG MOTORIZED SCREENS

## 09 CYBER SERIES

With Synchronous Motor

With Tubular Motor

## 10 CYBER SERIES-I

Integrated Motorized With Synchronous Motor

Integrated Motorized With Tubular Motor

## 12 FANTASY SERIES

With Synchronous Motor

With Tubular Motor

## 11 FANTASY SERIES-I

Integrated Motorized With Synchronous Motor

Integrated Motorized With Tubular Motor

## 13 LARGE STAGE SCREEN SERIES

## 14 RECESSED CEILING SCREEN SERIES

Integrated Motorized with Synchronous Motor

Integrated Motorized with Tubular Motor

## 15 ELECTRIC FLOOR UP SERIES

- 16 FAST FOLD SERIES
  - Rear/ Front Type
- 17-18 FIXED FRAME SERIES
- 19-20 CURVED FIXED FRAME
- 21 MOTORIZED FIXED FRAME
- 22 GREY DIAMOND FIXED FRAME
- 23-24 OPTICAL FILM SCREEN
- 25 OPTICAL GLASS REAR SCREEN
- 26 GREY DIAMOND ZERO EDGE SCREEN
- 27 ANTI AMBIENT LIGHT SCREEN
- 28-29 OPEN AIR SCREENS
- 30 MASKING SCREENS
- 31-32 EDGE BLENDING BLACK SCREEN:  
BROADCASTING SCREENS
- 33 FABRIC
- 34 ACCESSORIES

# INSTALOCK SCREEN



Advanced auto-Lock mechanism and simplicity of design make these basic manual screens ideal for educational and training facilities, with sturdy construction and incorporating a spring loaded return mechanism.

## Product Features:

Elegant Case Design

Advanced auto-Lock mechanism

Black masking border to get best video image

Wide angle of vision up to 160°.

Easy Pull-Down systems & locks at intervals to fit a variety of projection formats.

## LITE SERIES

Aspect Ratio	Model No.	Screen Size Diagonal	Screen Size (HXW) inch
4:3	SVRILL84	84"	50x67
4:3	SVRILL100	100"	60x80
4:3	SVRILL120	120"	72x96

## ELEGANT SERIES

Aspect Ratio	Model No.	Screen Size Diagonal	Screen Size (HXW) inch
4:3	SVRILE84	84"	50x67
4:3	SVRILE100	100"	60x80
4:3	SVRILE120	120"	72x96
4:3	SVRILE150	150"	90x120
16:9	SVRILE92	92"	45x80
16:9	SVRILE106	106"	52x92
16:9	SVRILE110	110"	54x96
16:9	SVRILE119	119"	58x104
16:9	SVRILE138	138"	68x120

## ELEGANT SERIES WITH SLOW RETRACTION SYSTEM

Aspect Ratio	Model No.	Screen Size Diagonal	Screen Size (HXW) inch
4:3	SVRILES84	84"	50x67
4:3	SVRILES100	100"	60x80
4:3	SVRILES120	120"	72x96
4:3	SVRILES150	150"	90x120
16:9	SVRILES92	92"	45x80
16:9	SVRILES106	106"	52x92
16:9	SVRILES110	110"	54x96
16:9	SVRILES119	119"	58x104
16:9	SVRILES138	138"	68x120

# TRIPOD SCREENS

Portable projection screen with a flexible operation that can be adjusted as necessary by utilizing a unique tripod mechanism with locking device. Based on world standard design, it comes with an integrated carry handle and is perfect for the presenter who is always on the move.

## Product features:

Portable projection Screen.

Integrated carry Handle.

Unique manual self-locking orientation system can adjust the screen height and fix at any position.


Black masking border to get best video image

Wide angle of vision up to 160°.




AVAILABLE IN Matte White Surface

Aspect Ratio	Model No.	Screen Size Diagonal	Screen Size (HXW) inch	Viewing area (HXW) mm
4:3	SVRTL84	84"	50X67	1280X1707
4:3	SVRTL100	100"	60X80	1524X2032
4:3	SVRTL120	120"	72X96	1829X2358



# TABLE SCREEN



**SUVIRA** Table Screens are Extremely light Weight, Easy to carry makes it ideal for presenter on the move.

Free standing & sturdy design with a unique mechanism keeps screen under tension.

To open the user have to simply press the unlock button and expand the screen horizontally.

## FEATURES:-

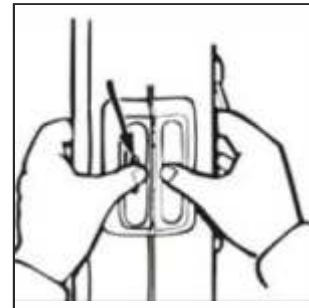
Secure with Embedded Lock

High Quality fabric for best image quality

Unique Spring mechanism that keeps screen under tension

Perfect for presentations on the move

Aspect Ratio	Model No.	Screen Size <i>Diagonal</i>	Screen Size <i>(HXW) inch</i>	Viewing area <i>(HXW) mm</i>
4:3	SVRTTS40	40	24x32	610X810
4:3	SVRTTS50	50	30x40	760X1018





# FAST FOLD SCREEN

**SUVIRA** fast fold Rear Projection screens are extremely portable and easy to set up folding screen. It consists of a folding aluminum frame with two removable legs and a removable screen fabric that is fastened to the frame very easily. The Screen is extremely sturdy, lightweight and can be set up easily without any use of tools.

Rear Projection Material allow the presenter to move in front of screen without interfering the light beam.



## FEATURES:

The screen you can pack in a suitcase.

An extremely light aluminum frame to which the surface is attached by means of clip-on buttons.

The projection surface obtained is perfectly smooth, wrinkle-free, flexible, ensuring clear images and brilliant colors.

The screen is supported by a pair of robust and unobtrusive stands.

Folder can be quickly assembled/dismantled with no additional tools.

Ideal for the liveliest applications, such as exhibitions, concerts & conferences.

Aspect Ratio	Model No.	Screen Size Diagonal	Screen Size (HXW) inch	Viewing area (HXW) mm
4:3	SVRFAF100	100	60x80	1524x2032
4:3	SVRFAF120	120	72x96	1829x2358
4:3	SVRFAF150	150	90x120	2286x3048
4:3	SVRFAF180	180	108x144	2743x3654
16:9	SVRFAF92	92	45x80	1145x2036
16:9	SVRFAF110	110	54x96	1369x2434
16:9	SVRFAF133	133	65x115	1650x2940
16:9	SVRFAF184	184	90x160	2290x4070



# MOTORIZED SCREEN WITH SYNC. MOTOR



This well proven design has been the industry standard for a motorized projection screen for over a decade and with its large diameter roller it has superior lay flat qualities over its competitors in the market.

## Product Features:

Perfect for multi-functional space such as meeting rooms and classrooms

Design for wall or ceiling installations. Easy setup.

Perfectly flat viewing surface with special dowel to maintain vertical tension of screen

Wide angle of vision up to 160°.

Black masking border to get best video image

Stylish Decorative case and Equipped with silent motor

CONTROLS: Available with RF Remote Control and Control panel.

AVAILABLE IN Matte White and Glass Beaded Surface

## ELEGANT SERIES

Aspect Ratio	Model No.	Screen Size Diagonal	Screen Size (HXW) inch
4:3	SVRMOES84	84	50x67
4:3	SVRMOES100	100	60x80
4:3	SVRMOES120	120	72x96
4:3	SVRMOES150	150	90x120
16:9	SVRMOES92	92	45 x 80
16:9	SVRMOES106	106	52 x 92
16:9	SVRMOES119	119	58 x 104
16:9	SVRMOES133	133	65x 116

## HD SERIES

Aspect Ratio	Model No.	Screen Size Diagonal	Screen Size (HXW) inch
4:3	SVRMOHDS84	84	50x67
4:3	SVRMOHDS100	100	60x80
4:3	SVRMOHDS120	120	72x96
4:3	SVRMOHDS150	150	90x120
16:9	SVRMOHDS77	77	38 x 67
16:9	SVRMOHDS92	92	45 x 80
16:9	SVRMOHDS106	106	52 x 92
16:9	SVRMOHDS110	110	54 x 96
16:9	SVRMOHDS119	119	58 x 104
16:9	SVRMOHDS133	133	65x 116
16:9	SVRMOHDS138	138	68 x 120
16:10	SVRMOHDS79	79	42x 67
16:10	SVRMOHDS94	94	50x 80
16:10	SVRMOHDS113	113	60x 96
16:10	SVRMOHDS142	142	75x 120
2.35:1	SVRMOHDS87	87	34x 80
2.35:1	SVRMOHDS104	104	41x 96
2.35:1	SVRMOHDS130	130	51x 120

# MOTORIZED SCREEN WITH TUBULAR MOTOR

## HD SERIES

Aspect Ratio	Model No.	Screen Size Diagonal	Screen Size (HXW) inch
4:3	SVRMOHDT84	84	50x67
4:3	SVRMOHDT100	100	60x80
4:3	SVRMOHDT120	120	72x96
4:3	SVRMOHDT150	150	90x120
4:3	SVRMOHDT180	180	108x144
4:3	SVRMOHDT240	240	144x192
4:3	SVRMOHDT300	300	180x240
16:9	SVRMOHDT77	77	38 x 67
16:9	SVRMOHDT92	92	45 x 80
16:9	SVRMOHDT106	106	52 x 92
16:9	SVRMOHDT110	110	54 x 96
16:9	SVRMOHDT119	119	58 x 104
16:9	SVRMOHDT133	133	65x 116
16:9	SVRMOHDT138	138	68 x 120
16:9	SVRMOHDT165	165	81 x 144
16:9	SVRMOHDT220	220	108 x 192
16:9	SVRMOHDT275	275	135 x 240
16:10	SVRMOHDT79	79	42x67
16:10	SVRMOHDT94	94	50x 80
16:10	SVRMOHDT113	113	60x 96
16:10	SVRMOHDT142	142	75x 120
16:10	SVRMOHDT170	170	90x 144
16:10	SVRMOHDT226	226	120x 192
16:10	SVRMOHDT283	283	150x 240
2.35:1	SVRMOHDT87	87	34x 80
2.35:1	SVRMOHDT104	104	41x 96
2.35:1	SVRMOHDT130	130	51x 120
2.35:1	SVRMOHDT156	156	61x 144
2.35:1	SVRMOHDT209	209	82x 192
2.35:1	SVRMOHDT261	261	102x 240


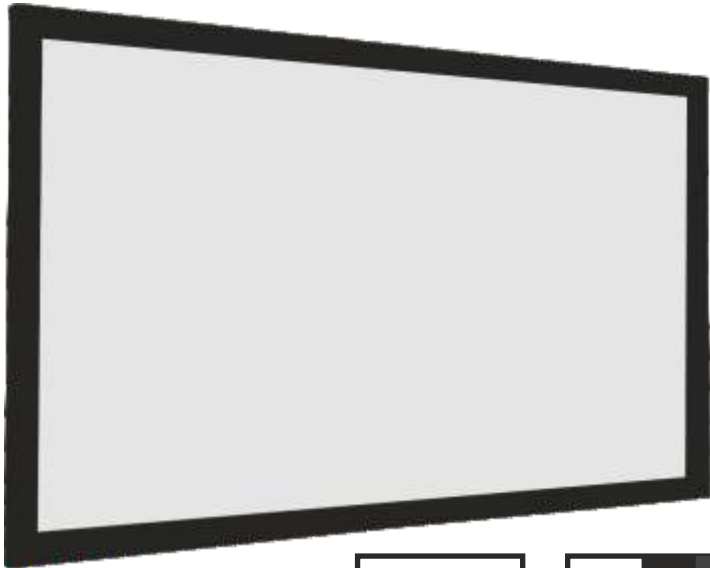


The **SUVIRA** ELEGANT screens has come up with the long been the premium projection screen of choice for the AV industry, with all the high quality features that you come to expect rugged design, contemporary good looks, High Quality of Fabric and ease of installation with the universal bracket system.

## ELEGANT SERIES

Aspect Ratio	Model No.	Screen Size Diagonal	Screen Size (HXW) inch
4:3	SVRMOET84	84	50x67
4:3	SVRMOET100	100	60x80
4:3	SVRMOET120	120	72x96
4:3	SVRMOET150	150	90x120
4:3	SVRMOET180	180	108x144
16:9	SVRMOET92	92	45 x 80
16:9	SVRMOET106	106	52 x 92
16:9	SVRMOET119	119	58 x 104
16:9	SVRMOET133	133	65x 116
16:9	SVRMOET165	165	81x 144

# FIXED FRAME SCREENS



**SUVIRA** fixed frame Screens are made of high quality Aluminum frame with a black velvet cover, which prevents reflection and serves to absorb projected light. These Screens are available in a wide selection of sizes having perfect flat surface and ease of installation.

The Fixed Frame Screen is designed to complement modern Home Theater design utilizing dedicated wall space.

## FEATURES:

Preferred Choice for major event presentations, corporate showcase and hospitality conferencing.

Perfect flat surface


Easy to install

Contemporary design

No moving parts

Best possible lay-flat qualities

Perfect Choice for Home Theaters, Corporate Showcase and Conferencing



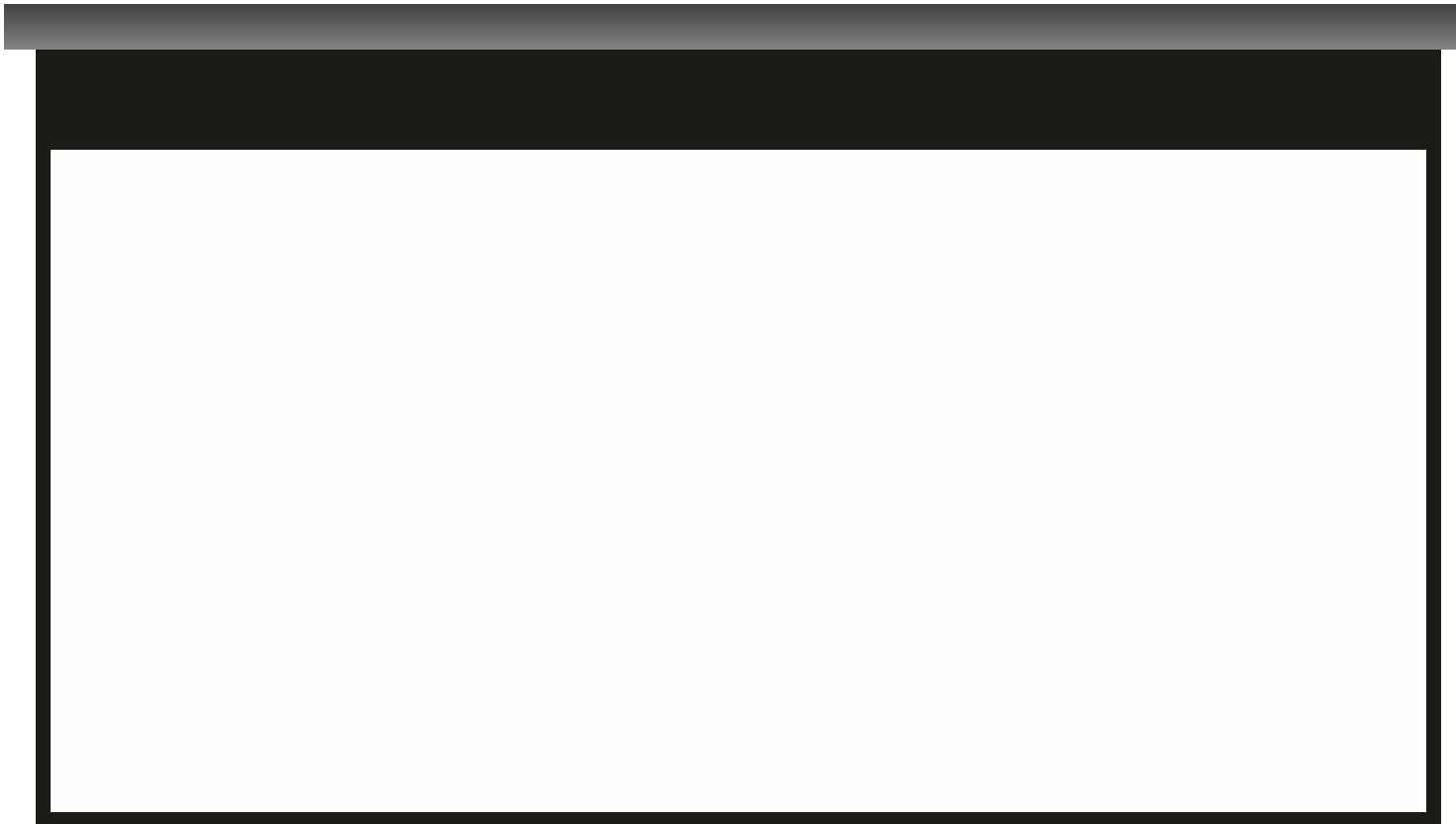
## SUVIRA FIXED FRAME PROJECTION SCREEN

MODEL NO	SIZE	ASPECT RATIO	Viewing Area (inch)	DESCRIPTION
SVRFIF84	5 x 7	VIDEO 4:3	100"	60" x 80"
SVRFIF120	6 x 8		120"	72" x 96"
SVRFIF150	8 x 10		150"	90" x 120"
SVRFIF180	9 x 12		180"	108" x 144"
SVRFIF92	92"	HDTV 16:9	92"	45" x 80"
SVRFIF110	110"		110"	54" x 96"
SVRFIF120	120"		120"	60" x 107"
SVRFIF133	133"		133"	65" X 116"
SVRFIF150	150"		150"	74" X 130"
SVRFIF184	184"		184"	90" X 160"

## SUVIRA CURVED FIXED FRAME PROJECTION SCREEN

MODEL NO	SIZE	ASPECT RATIO	Viewing Area (inch)	DESCRIPTION
SVRCFIF120	120"	HDTV 16:9	120"	60" x 107"
SVRCFIF133	133"		133"	65" X 116"
SVRCFIF150	150"		150"	74" X 130"
SVRCFIF184	184"		184"	90" X 160"

# BIG MOTORIZED SCREENS



MODEL NO	Aspect Ratio	Diagonal	Viewing Area (inch)
SVRMOSS350	VIDEO 4:3	350"	210 X 280
SVRMOSS375		375"	225 X 300
SVRMOSS400		400"	240 X 320
SVRMOSS500		500"	300 X 400
SVRMOSS300	HDTV 16:9	300"	147 X 261
SVRMOSS350		350"	172 X 305
SVRMOSS375		375"	184 x 327
SVRMOSS400		400"	196 x 348


# CYBER SERIES

CYBER SERIES is a fitting name for a model with a refined design and rounded lines. The secret lies in the case its lateral ends made of pressure die-cast aluminium hide the fastening screws from sight and, once the screen is rolled up, the lid-like screen base forms a seamless whole with the case itself.

The product's attention to detail is matched by its versatility: Cyber Series is the ideal solution for installations which involve specific aesthetic requirements and need personalized adjustments. Style and easy installation team up to provide a complete product.

The CYBER Series come in two options one with Synchronise Motor i.e low horse power suitable for small sizes and Tubular Motor option for Bigger sizes and with higher horsepower. Also the Cyber series is having Normal Motorised as well as Integrated Motorised Option in which The Integrated Model Motorised screen is equipped with IR, External IR, RF, Wall type RF switch, Trigger Wire, In line Wall Switch as standard accessories and Projector Synchroniser as a Optional Accessory.

The Cyber Series projection screen proven quality that is both robust and durable which is suitable for any environment.

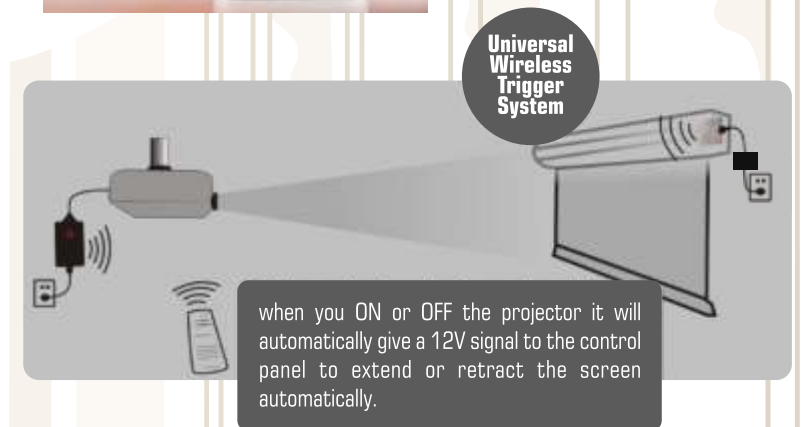


Aspect Ratio	Model No.	Screen Size Diagnol	Screen Size (HxW) inch	Viewing Area (HxW) mm
4:3	ER-MOCS-84	84	50X67	1270X1702
	ER-MOCS-100	100	60X80	1524X2032
	ER-MOCS-120	120	72X96	1829X2438
	ER-MOCS-150	150	90X120	2286X3048
	ER-MOCS-180	180	108X144	2743X3658
16:9	ER-MOCS-77	77	38X67	966X1702
	ER-MOCS-92	92	45X80	1145X2032
	ER-MOCS-110	110	54X96	1369X2438
	ER-MOCS-138	138	68X120	1727X3048
	ER-MOCS-165	165	81X144	2057X3658
16:10	ER-MOCS-79	79	42X67	1067X1702
	ER-MOCS-94	94	50X80	1270X2032
	ER-MOCS-113	113	60X97	1524X2464
	ER-MOCS-142	142	75X120	1905X3048
	ER-MOCS-170	170	90X144	2286X3658
2.35:1	ER-MOCS-87	87	34X80	864X2032
	ER-MOCS-104	104	41X96	1040X2438
	ER-MOCS-130	130	51X120	1295X3048
	ER-MOCS-156	156	61X144	1550X3658



## SYNCHRONIZER

The RF synchronizer comes as an optional accessories with which you can synchronize the Screen with the projector and can control Up and Down movement of Screen with the ON and OFF state of projector. It's like you ON the projector screen comes down automatically and once you close the projector it goes UP automatically always.





## 1. IR REMOTE

You can control up & down of a screen with the IR remote just the remote distance in this will be limited.




## 2. EXTERNAL IR

With the Help of External IR and putting on the screen you can make the movement of screen with IR remote from little far away in a room.



## 3. RF REMOTE

RF remote also comes as a standard accessories to meet different applications, with this you can use the Up & down movement of screen by even standing far away and even without making aim at the screen.



## 4. Wall type RF SWITCH

To make a control of a screen more convenient an RF wall place switch is also an standard accessories which you can place or stick on a wall, table or any place to make easy to operate.



Aspect Ratio	Model No.	Screen Size Diagnol	Screen Size (HxW) inch	Viewing Area (HxW) mm
4:3	ER-MOCSI-84	84	50X67	1270X1702
	ER-MOCSI-100	100	60X80	1524X2032
	ER-MOCSI-120	120	72X96	1829X2438
	ER-MOCSI-150	150	90X120	2286X3048
16:9	ER-MOCSI-180	180	108X144	2743X3658
	ER-MOCSI-77	77	38X67	966X1702
	ER-MOCSI-92	92	45X80	1145X2032
	ER-MOCSI-110	110	54X96	1369X2438
	ER-MOCSI-138	138	68X120	1727X3048
16:10	ER-MOCSI-165	165	81X144	2057X3658
	ER-MOCSI-79	79	42X67	1067X1702
	ER-MOCSI-94	94	50X80	1270X2032
	ER-MOCSI-113	113	60X97	1524X2464
	ER-MOCSI-142	142	75X120	1905X3048
2.35:1	ER-MOCSI-170	170	90X144	2286X3658
	ER-MOCSI-87	87	34X80	864X2032
	ER-MOCSI-104	104	41X96	1040X2438
	ER-MOCSI-130	130	51X120	1295X3048
	ER-MOCSI-156	156	61X144	1550X3658

# FANTASY SERIES-I



## 5. TRIGGER WIRE

The Integrated Motorized screen had an Trigger port which you can connect with the trigger port of Projector and can make a Up and Down movement of Screen with the trigger of Projector i.e Making on of projector makes screen come down automatically and vice versa.



## 6. IN LINE WALL SWITCH

RS 485 or Central control helps user to use the movement of screen either by wall switch or By Computer interface.



## 7. HANGING BRACKETS

Both the models i.e Standard motorized and Integrated motorized Screen comes with a pair of Brackets which makes the installer to slide the screen anytime and easily.



## 8. SYNCHRONIZER

The RF synchronizer comes as an optional accessories with which you can synchronize the Screen with the projector and can control Up and Down movement of Screen with the ON and OFF state of projector. It's like you ON the projector screen comes down automatically and once you close the projector it goes UP automatically always.

Aspect Ratio	Model No.	Screen Size Diagnol	Screen Size (HxW) inch	Viewing Area (HxW) mm
4:3	ER-MOFSI-84	84	50X67	1270X1702
	ER-MOFSI-100	100	60X80	1524X2032
	ER-MOFSI-120	120	72X96	1829X2438
	ER-MOFSI-150	150	90X120	2286X3048
	ER-MOFSI-180	180	108X144	2743X3658
16:9	ER-MOFSI-77	77	38X67	966X1702
	ER-MOFSI-92	92	45X80	1145X2032
	ER-MOFSI-110	110	54X96	1369X2438
	ER-MOFSI-138	138	68X120	1727X3048
	ER-MOFSI-165	165	81X144	2057X3658
16:10	ER-MOFSI-79	79	42X67	1067X1702
	ER-MOFSI-94	94	50X80	1270X2032
	ER-MOFSI-113	113	60X97	1524X2464
	ER-MOFSI-142	142	75X120	1905X3048
	ER-MOFSI-170	170	90X144	2286X3658
2.35:1	ER-MOFSI-87	87	34X80	864X2032
	ER-MOFSI-104	104	41X96	1040X2438
	ER-MOFSI-130	130	51X120	1295X3048
	ER-MOFSI-156	156	61X144	1550X3658



# FANTASY SERIES

The FANTASY Series is a high end model with excellent surface flatness qualities in both Normal Motorised version and integrated motorised Screen Version.

Its cassette has a unique designed shape of gently rounded aluminium, with no exposed mounting fixtures or fasteners, and all attachment points are completely invisible. The case is finished in white and the heavy weight bottom dowel which retracts completely inside the case when the screen is not in use. The FANTASY Series is equipped with Chemically coated Fibre Glass Fabric which helps to give a full lay flatness screen surface can be obtained for many years in use. A perfectly flat screen surface is a requirement when using Short Throw projectors where the wide angled projector lens put higher demands on the quality of the projection screen.

The Integrated Model Motorised screen in FANTASY Series is equipped with IR, External IR, RF, Wall type RF switch , Trigger Wire, In line Wall Switch as standard accessories and Synchroniser as a Optional Accessory.



**RF REMOTE**



**CONTROL PANEL**

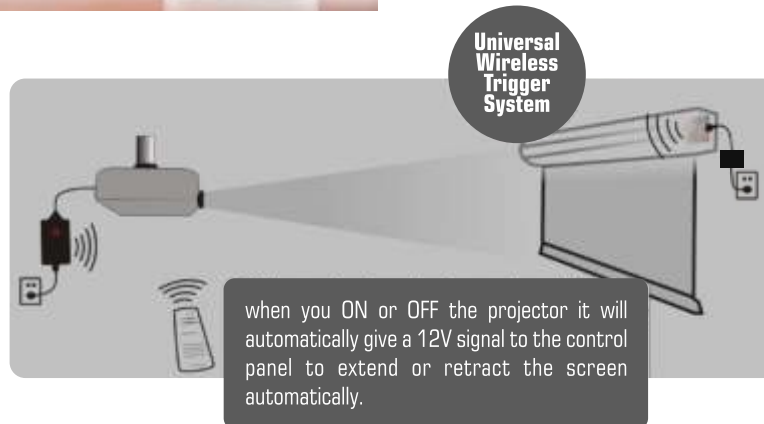


Optional

**SYNCHRONIZER**

**SYNCHRONIZER**

The RF synchronizer comes as an optional accessories with which you can synchronize the Screen with the projector and can control Up and Down movement of Screen with the ON and OFF state of projector. It's like you ON the projector screen comes down automatically and once you close the projector it goes UP automatically always.




Aspect Ratio	Model No.	Screen Size Diagnol	Screen Size (HxW) inch	Viewing Area (HxW) mm
4:3	ER-MOFS-84	84	50X67	1270X1702
	ER-MOFS-100	100	60X80	1524X2032
	ER-MOFS-120	120	72X96	1829X2438
	ER-MOFS-150	150	90X120	2286X3048
	ER-MOFS-180	180	108X144	2743X3658
16:9	ER-MOFS-77	77	38X67	966X1702
	ER-MOFS-92	92	45X80	1145X2032
	ER-MOFS-110	110	54X96	1369X2438
	ER-MOFS-138	138	68X120	1727X3048
	ER-MOFS-165	165	81X144	2057X3658
16:10	ER-MOFS-79	79	42X67	1067X1702
	ER-MOFS-94	94	50X80	1270X2032
	ER-MOFS-113	113	60X97	1524X2464
	ER-MOFS-142	142	75X120	1905X3048
	ER-MOFS-170	170	90X144	2286X3658
2.35:1	ER-MOFS-87	87	34X80	864X2032
	ER-MOFS-104	104	41X96	1040X2438
	ER-MOFS-130	130	51X120	1295X3048
	ER-MOFS-156	156	61X144	1550X3658

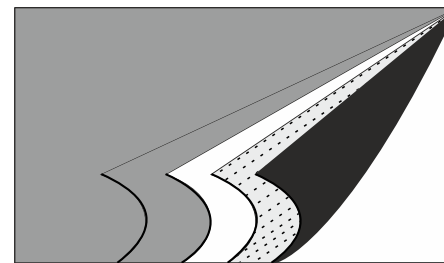
# LARGE STAGE SCREEN SERIES

The SKYSHOW is the latest edition to the large venue screen range of EURROS. It is an electric projection screen for installations in such environments as auditoriums, churches and other locations that holds a large number of audiences. The model is available in sizes up to 500". The SKYSHOW has a cylindrical shaped case in white and is delivered with extra sturdy brackets for a safe installation.


The surface is welded either horizontally or vertically to match desired formats and sizes, leaving an almost invisible seam. To gain the flattest viewing surface possible SKYSHOW is equipped with a heavy weight bottom dowel which puts extra tension on the surface.



MODEL NO	Aspect Ratio	Diagonal	Viewing Area (inch)
ER-MOLSS-350	VIDEO 4:3	350"	210 X 280
ER-MOLSS-375		375"	225 X 300
ER-MOLSS-400		400"	240 X 320
ER-MOLSS-500		500"	300 X 400
ER-MOLSS-300	HDTV 16:9	300"	147 X 261
ER-MOLSS-350		350"	172 X 305
ER-MOLSS-375		375"	184 x 327
ER-MOLSS-400		400"	196 x 348



\*2000D Non-Woven German Matte White Fabric




# RECESSED CEILING SERIES

The EURROS electric projection screen with a recessed installation case provides you with the possibility to more or less hide the screen completely when not in use.

The casing is designed for installation within a ceiling void, often suitable both in suspended and plastered ceilings.

The Inceiling gives you the ability to install an Electric Cinema Projection Screen into the ceiling so that it is out of sight & out of mind when not in use, but instantly accessible for maintenance or adjustment issues. With an integrated option for electrical connection and a universal bracketing system for the screen, the Inceiling Screen Box can be pre-fitted during building construction stage.

Supplied with ceiling edge cover strips and a low sheen white painted finish underside, once installed, this box requires no additional trades to finish. When the dust has settled from the building site, you simply fit the screen and close the access door and you're done!



MODEL NO	Aspect Ratio	Diagonal	Viewing Area (inch)
ER-MORC-84	HDTV 16:9	84"	41 X 73
ER-MORC-92		92"	45 X 80
ER-MORC-100		100"	49 X 87
ER-MORC-106		106"	52 X 92
ER-MORC-110		110"	54 X 96
ER-MORC-120		120"	59 X 105
ER-MORC-135		135"	66 X 118
ER-MORC-150	CinemaScope 2.35:1	150"	74 X 130
ER-MORC-95		95"	37 X 87
ER-MORC-100		100"	39 X 92
ER-MORC-104		104"	41 X 96
ER-MORC-114		114"	45 X 105
ER-MORC-128		128"	50 X 118
ER-MORC-141		141"	55 X 130



No Drywall Patching Required: Unique Mounting Solution to Save Time and Money on Installation

# ELECTRIC FLOOR UP SERIES

Featuring an High Quality aluminium carry case, a support frame operated by Motor, this screen is a perfect solution for the Boardrooms to make a Elegant look .It is an easy to carry and store screen solution and will be your first selection for occasional home theatre or the presentation environment.



Aspect Ratio	Model No.	Screen Size Diagnol	Screen Size (HxW) inch	Viewing Area (HxW) mm
4:3	ER-MOEFU-84	84	50X67	1270X1702
	ER-MOEFU-92	92	55X73	1397X1854
	ER-MOEFU-100	100	60X80	1524X2032
	ER-MOEFU-120	120	72X96	1828X2438
16:9	ER-MOEFU-84	84	41X73	1041X1854
	ER-MOEFU-92	92	45X80	1143X2032
	ER-MOEFU-100	100	49X87	1244X2210
	ER-MOEFU-120	120	58X104	1473X2641



**RF REMOTE**



# FAST FOLD SERIES

Aspect Ratio	Model No.	Screen Size Diagnol	Screen Size (HxW) inch	Viewing Area (HxW) mm
4:3	ER-FSS-100	100	60X80	1524X2032
	ER-FSS-120	120	72X96	1829X2438
	ER-FSS-150	150	90X120	2286X3048
	ER-FSS-180	180	108X144	2743X3658
	ER-FSS-200	200	120X160	3048X4064
	ER-FSS-250	250	150X200	3810X5080
	ER-FSS-300	300	180X240	4572X6096
16:9	ER-FSS-92	92	45X80	1145X2032
	ER-FSS-110	110	54X96	1369X2438
	ER-FSS-138	138	68X120	1727X3048
	ER-FSS-165	165	81X144	2057X3658
	ER-FSS-184	184	90X160	2860X4064
	ER-FSS-229	229	112X200	2845X5080
	ER-FSS-275	275	135X240	3353X6096
16:10	ER-FSS-94	94	50X80	1270X2032
	ER-FSS-113	113	60X97	1524X2464
	ER-FSS-142	142	75X120	1905X3048
	ER-FSS-170	170	90X144	2286X3658
	ER-FSS-189	189	100X160	2540X4064
	ER-FSS-236	236	125X200	3175X5080
	ER-FSS-283	283	150X240	3810X6096
2.35:1	ER-FSS-104	104	41X96	1040X2438
	ER-FSS-130	130	51X120	1295X3048
	ER-FSS-156	156	61X144	1550X3658
	ER-FSS-174	174	68X160	1727X4064
	ER-FSS-217	217	85X200	2083X5080
	ER-FSS-261	261	102X240	2540X6096

Fast Fold portable screen systems offer the professional solution to audio visual challenges as demanded by major event presentations, corporate showcase and hospitality conferencing.

Fast Fold Screens sets the industry standard for rental companies who insist on rugged, intelligent design that works first time, every time, time and again. Offered with front and rear projection surfaces & Comes in a Elegant carry case.

The Fast Fold Screens are Extremely Sturdy and lightweight and can be set up easily without any help of any technician or any tool.

Available in Rear and Front Surface






# FIXED FRAME SERIES

A luxurious, high quality fixed frame screen with an angled, black velvet frame and a wide selection of various screen fabrics. The flat aluminium frame for the EURROS Fixed Frame Screens has a black velvet cover, which prevents reflection and serves to absorb projected light. The projection screen surface is stretched over each of the four sides of the frame by means of tension rods and hooks

The primary benefit of fixed frame screens, also called permanently tensioned projection screens, is the perfectly flat projection surface. A general rule for all projection screens is that the flatness of the projection surface is one of the most essential factors to obtain a high image quality.

Aspect Ratio	Model No.	Screen Size Diagonal	Screen Size (HxW) inch	Viewing Area (HxW) mm
16:9	ER-FS-92	92	45X80	1145X2032
	ER-FS-110	110	54X96	1369X2438
	ER-FS-120	120	60X107	1524X2717
	ER-FS-133	133	65X115	1651X2920
	ER-FS-150	150	74X130	1880X3302
	ER-FS-165	165	81X144	2057X3658
	ER-FS-184	184	90X160	2860X4064
	ER-FS-204	204	100X178	2540X4520
	ER-FS-224	224	110X196	2794X4978
ER-FS-245	245	120X213	3048X5410	
16:10	ER-FS-94	94	50X80	1270X2032
	ER-FS-113	113	60X97	1524X2464
	ER-FS-142	142	75X120	1905X3048
	ER-FS-170	170	90X144	2286X3658
	ER-FS-189	189	100X160	2540X4064
	ER-FS-208	208	110X176	2794X4470
	ER-FS-226	226	120X192	3048X4876
	ER-FS-306	306	120X282	3048X7162
2.35:1	ER-FS-104	104	41X96	1040X2438
	ER-FS-130	130	51X120	1295X3048
	ER-FS-156	156	61X144	1550X3658
	ER-FS-174	174	68X160	1727X4064
	ER-FS-215	215	84X198	2133X5030
	ER-FS-255	255	100X235	2540X5970
	ER-FS-281	281	110X259	2794X6578
	ER-FS-306	306	120X282	3048X7162


Fixed frame screens are equipped with unsupported vinyl surface and the screen's frame parts puts equal tension on the elastic surface to achieve the flattest possible image surface. Typically fixed frame screens are installed onto a wall. Fixed Frame Screens are shipped as flat packages, which mean the viewing surface is rolled on a core and frame parts are not assembled by the delivery.



White-Black Fabric




White Perforated Fabric




Grey-Black Fabric



Acoustic Woven Perforated Fabric



3D Fabric




3D Perforated Fabric



Rear Fabric



Pearl Lustre Fabric



Curved Fixed Frame Screens are top-quality and highly attractive frame projection screens that are available for every image format, for both professional and private uses. Curved Fixed Frame Screens lends an elegant and professional appearance to your home cinema or any other permanent installation leaving nothing to be desired.


The Advanced and perfectly designed structure Frame gives a natural curve of the human eye. The design gives the viewing a more real effect while watching a movie and also Eliminates the problem caused by different distance between the screen and the projector.

The Curved Fixed frame Screens can be tailored to the size of your choice and be supplied with our well-established front projection material. The frame is delivered as a folded frame and the surface material rolled up, which guarantees a crease-free projection surface.



# CURVED FIXED FRAME

Aspect Ratio	Model No.	Screen Size Diagnol	Screen Size (HxW) inch	Viewing Area (HxW) mm
16:9	ER-CFF-92	92	45X80	1145X2032
	ER-CFF-110	110	54X96	1369X2438
	ER-CFF-120	120	60X107	1524X2717
	ER-CFF-133	133	65X115	1651X2920
	ER-CFF-150	150	74X130	1880X3302
	ER-CFF-165	165	81X144	2057X3658
	ER-CFF-184	184	90X160	2860X4064
	ER-CFF-204	204	100X178	2540X4520
	ER-CFF-224	224	110X196	2794X4978
ER-CFF-245	245	120X213	3048X5410	
16:10	ER-CFF-94	94	50X80	1270X2032
	ER-CFF-113	113	60X97	1524X2464
	ER-CFF-142	142	75X120	1905X3048
	ER-CFF-170	170	90X144	2286X3658
	ER-CFF-189	189	100X160	2540X4064
	ER-CFF-208	208	110X176	2794X4470
	ER-CFF-226	226	120X192	3048X4876
2.35:1	ER-CFF-104	104	41X96	1040X2438
	ER-CFF-130	130	51X120	1295X3048
	ER-CFF-156	156	61X144	1550X3658
	ER-CFF-174	174	68X160	1727X4064
	ER-CFF-215	215	84X198	2133X5030
	ER-CFF-255	255	100X235	2540X5970
	ER-CFF-281	281	110X259	2794X6578
	ER-CFF-306	306	120X282	3048X7162



White-Black Fabric



White Perforated Fabric




Grey-Black Fabric




Acoustic Woven Perforated Fabric



3D Fabric



3D Perforated Fabric



Rear Fabric



Pearl Lustre Fabric

# MOTORIZED FIXED FRAME

Variety in use and flexibility distinguish the modular Motorised frame system one basic Motorised frame which can be used for a variety of different screen sizes.

As know the projectors have the capability to Display 16:10 or 2.35:1 ratio's movie other than 16:9 ratio. So a Viewer have the choice to change the masking their screen according to the changing ratio of the projector and just by pressing a button only.

You just need to get a best suitable 16:9 Motorised Frame screen and then you can adjust in 16:10 or 2.35:1 ratio any time.

Available in  
100", 120", 150",  
180", 200", 240"



# GREY DIAMOND FIXED FRAME

Aspect Ratio	Model No.	Screen Size Diagnol	Viewing Area (HxW) mm
4:3	ER-GDFF-60	60	920X1220
	ER-GDFF-70	70	1070X1420
	ER-GDFF-80	80	1220X1630
	ER-GDFF-90	90	1370X1830
	ER-GDFF-100	100	1520X2030
	ER-GDFF-110	110	1680X2240
	ER-GDFF-120	120	1830X2440
	ER-GDFF-130	130	1980X2640
	ER-GDFF-140	140	2130X2840
	ER-GDFF-150	150	2290X3050
	ER-GDFF-160	160	2440X3250
	ER-GDFF-170	170	2590X3450
	ER-GDFF-180	180	2750X3660
	ER-GDFF-190	190	2900X3860
	ER-GDFF-200	200	3050X4060
	ER-GDFF-220	220	3350X4470
	ER-GDFF-250	250	3810X5080
	16:9	ER-GDFF-60	60
ER-GDFF-70		70	870X1550
ER-GDFF-80		80	1000X1770
ER-GDFF-90		90	1120X1990
ER-GDFF-100		100	1240X2210
ER-GDFF-110		110	1370X2440
ER-GDFF-120		120	1500X2660
ER-GDFF-130		130	1620X2880
ER-GDFF-140		140	1740X3100
ER-GDFF-150		150	1870X3320
ER-GDFF-160		160	1990X3540
ER-GDFF-170		170	2120X3760
ER-GDFF-180		180	2240X3980
ER-GDFF-190		190	2370X4210
ER-GDFF-200		200	2490X4430
ER-GDFF-220		220	2740X4870
ER-GDFF-230		230	2860X5090
ER-GDFF-250		250	3110X5530
ER-GDFF-280	280	3490X6200	
ER-GDFF-300	300	3740X6640	

The GREY DIAMOND Series Fixed Frame Screens comes with Nano 2D & Nano 5D ultra reflective fabrics which allows viewer to get the best quality Image even with the Normal Projector and even without switching Off the Lights.

The Advanced reflective layer on the Screen done by special coating makes the screen large usable even in the bright Circumstances. Nano Ambient light evenly and absorb the ambient light enforcing the contrast. The Nano Optic layers reduces the ambient light effectively and giving viewers perfect visual Experience.






# OPTICAL FILM SCREEN

Aspect Ratio	Model No.	Screen Size Diagonal	Viewing Area (HxW) mm
4:3	ER-OFS-60	60	920X1220
	ER-OFS-70	70	1070X1420
	ER-OFS-80	80	1220X1630
	ER-OFS-90	90	1370X1830
	ER-OFS-100	100	1520X2030
	ER-OFS-110	110	1680X2240
	ER-OFS-120	120	1830X2440
	ER-OFS-130	130	1980X2640
	ER-OFS-140	140	2130X2840
	ER-OFS-150	150	2290X3050
	ER-OFS-160	160	2440X3250
	ER-OFS-170	170	2590X3450
	ER-OFS-180	180	2750X3660
	ER-OFS-190	190	2900X3860
16:9	ER-OFS-60	60	750X1330
	ER-OFS-70	70	870X1550
	ER-OFS-80	80	1000X1770
	ER-OFS-90	90	1120X1990
	ER-OFS-100	100	1240X2210
	ER-OFS-110	110	1370X2440
	ER-OFS-120	120	1500X2660
	ER-OFS-130	130	1620X2880
	ER-OFS-140	140	1740X3100
	ER-OFS-150	150	1870X3320
	ER-OFS-160	160	1990X3540
	ER-OFS-170	170	2120X3760
	ER-OFS-180	180	2240X3980
	ER-OFS-190	190	2370X4210
ER-OFS-200	200	2490X4430	
ER-OFS-220	220	2740X4870	
ER-OFS-230	230	2860X5090	

Optical Rear Film Screen is a rear type projection film which can be applied directly to glass or acrylic or any transparent materials. ORFS film can cut to any shape, graphic, icon or logo to create unique promotional eye-catching screen. With transparent backing behind RFS screen it can be curved or moulded to create innovative screen solutions or application eg, Curve, globes or wave effects.

ORFS is made of light resolution, highly versatile, flexible and self-adhesive film which made of PET material able to Long last. ORFS are available in Transparent, Light Grey and dark Grey shades to suit different applications.



Grey

Dark Grey

Transparent

# OPTICAL GLASS REAR SCREEN



Aspect Ratio	Model No.	Screen Size Diagonal	Viewing Area (HxW) mm
16:9	ER-ORGS-100	100	2210X1250
	ER-ORGS-110	110	2420X1350
	ER-ORGS-120	120	2660X1490
	ER-ORGS-130	130	2880X1620
	ER-ORGS-140	140	3100X1740
	ER-ORGS-150	150	3280X1850
	ER-ORGS-165	165	3640X2050
4:3	ER-ORGS-100	100	2030X1520
	ER-ORGS-110	110	2240X1680
	ER-ORGS-120	120	2420X1810
	ER-ORGS-130	130	2640X1980
	ER-ORGS-140	140	2850X2130
	ER-ORGS-150	150	3050X2290
	ER-ORGS-165	165	3230X2420

EURROS glass screen is of the high gain values, without visual dead angle, suitable for high-end meeting room, hall of command, studio, advertising display, high-end home theater and other high requirements of the user, to each viewer brings a distinct and highly visual sense.

High picture quality is the greatest feature of this product. Due to the adoption of a nanoscale optical imaging coating, optical microsphere lens reaches micron level, thus forming particles is very exquisite, far less than the projector pixels. Ambient light on the screen shows the effect of interference is very small, the black screen performance is excellent, colour saturation and contrast is very high, with high-quality projector, screen the entire screen is crystal clear, colour rich, solid stability, structured, display effect can be achieved to monitor the level of demand.

Wide visual angle is the product of a major bright spot, whether this product in a conference room or in the control center, or business show, broadcast the film, can guarantee that each viewer can be anything from a viewing point to clear and bright picture, do not have visual dead angle, viewing angle of 180 degrees. EURROS screen quality and stability of product consistency and. Each screen coating process are complete clean room, using high-precision industrial computer automatic control of production, and the use of specialized testing equipment on the screen to carry out strict inspection tests, to ensure that the factory screen pass rate can reach more than 99%.



# GREY DIAMOND ZERO EDGE SCREEN



Aspect Ratio	Model No.	Screen Size Diagnol	Screen Size (HxW) inch	Viewing Area (HxW) mm
16:9	ER-ZES-92	92	45X80	1145X2032
	ER-ZES-110	110	54X96	1369X2438
	ER-ZES-120	120	60X107	1524X2717
	ER-ZES-133	133	65X115	1651X2920
	ER-ZES-150	150	74X130	1880X3302
	ER-ZES-165	165	81X144	2057X3658
	ER-ZES-184	184	90X160	2860X4064
	ER-ZES-204	204	100X178	2540X4520
16:10	ER-ZES-94	94	50X80	1270X2032
	ER-ZES-113	113	60X97	1524X2464
	ER-ZES-142	142	75X120	1905X3048
	ER-ZES-170	170	90X144	2286X3658
	ER-ZES-189	189	100X160	2540X4064
	ER-ZES-208	208	110X176	2794X4470
2.35:1	ER-ZES-104	104	41X96	1040X2438
	ER-ZES-130	130	51X120	1295X3048
	ER-ZES-156	156	61X144	1550X3658
	ER-ZES-174	174	68X160	1727X4064
	ER-ZES-215	215	84X198	2133X5030

**8 times brighter than Matte White Screen**


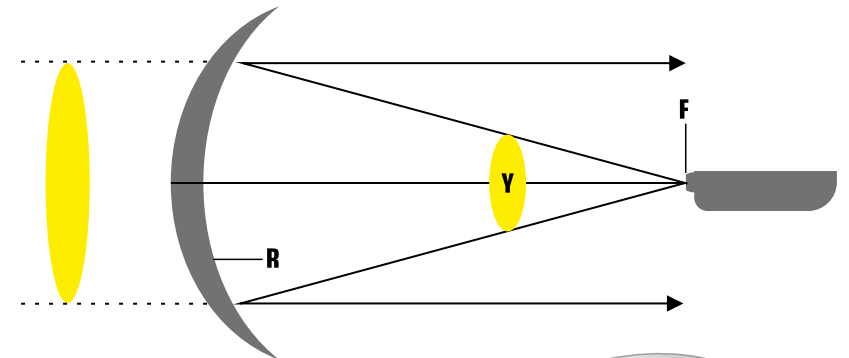
# ANTI AMBIENT LIGHT SCREEN




Anti ambient light screens from EURROS are ultra high gain optical 2D/HD/3D screens designed to perform well under any lighting condition including bright ambient lights.

Innovative material and manufacturing processes used for these screens deliver 18-20 times higher brightness when compared to standard Matte white screens.

**20 times brighter than  
Matte White Screen**



ANTI-AMBIENT  
LIGHT SCREEN



LED



VIDEO WALL





# OPEN AIR SCREENS


# OPEN AIR SCREENS




feet (feet)		ASPECT RATIO	FABRIC THICKNESS
screen width	screen height		
10	5.6	HDTV 16:9	0.45 mm
12	6.75		
16	9		
20	11.2		

feet (feet)		ASPECT RATIO	FABRIC THICKNESS
screen width	screen height		
10	5.6	HDTV 16:9	0.6 mm
12	6.75		
16	9		
20	11.2		
26	15		
30	17		
35	20		
40	23		


# MASKING SCREEN




SILVER-BLACK  
PERFORATED



WHITE-BLACK  
PERFORATED



SILVER-SILVER  
AMERICAN PVC



WHITE-BLACK  
AMERICAN PVC



GREY-BLACK  
AMERICAN PVC

Any size customizable  
for Flat/Curved Screen

Installation Accessories  
can be provided extra



# EDGE BLENDING BLACK SCREEN: BROADCASTING SCREENS

A professional large-scale projection system is a multi-channel display system based on the combination of smaller multiple projection system. Compared with an ordinary standard projection system, the display size is bigger, details are sharper and the image overall resolution is higher. Edge Blending contributes to give a bigger impact and more immersive visual effect.

## 1. What is Edge Blending Technology?

Edge Blending is a technology that allows the combination of several image layers projected by a set of video projectors. The image obtained through Edge Blending is seamless but also brighter, wider and of higher resolution, just like an image projected by a single video projector.

## 2. Why to choose Edge Blending?

### 2.1 To Increase the Image's Size and Integrity:

The image projected jointly by multiple video projectors is indeed larger than one image projected by one single video projector.





## 2.2 To Improve the Image's Brightness:

When the image projected by a single projector is magnified, its overall Brightness will be lowered. By using Edge Blending, the image projected by multiple video projectors with equal brightness will maintain the original image brightness.

## 2.3 Increase the Image's Resolution:

Multiple projectors are used together to display a single image source, by each projecting a part of the final image. This allows a higher resolution projection since the projector's performance is combined. By using a multi-channel high-resolution projection since the projectors' performance is combined. By using a multi-channel high-resolution image processor, Ultra High-Resolution images can be synthesized.

## 2.4 Shorten Projection Distance:


By using Edge Blending with two or more projectors, the projection distance can be reduced. Indeed, the more projectors used, the shorter the projection distance.

## 2.5 Projection on Specific Shaped Screens (i.e. Curved Screens, Spherical Screen, etc...)

It can be difficult to project on entire Curved Screen using one single projector because the screen's arc-cord does not allow any suitable focus point. Using Edge Blending with such types of screens will avoid such problems, thus rendering better images in terms of resolution, focus and brightness.

# FABRIC DETAILS


---



White-Black Fabric



White Perforated Fabric



Grey-Black Fabric



Acoustic Woven Perforated Fabric



3D Fabric




3D Perforated Fabric




Rear Fabric




Pearl Lustre Fabric



HD Matte White



Grey Diamond



2000D Non-Woven German Matte White


# ACCESSORIES



**IR REMOTE-EURROS**



**RF REMOTE-EURROS**



**EXTERNAL IR**



**IN LINE WALL SWITCH**



**TRIGGER WIRE**



**Wall type RF SWITCH**



**HANGING BRACKETS**



**SYNCHRONIZER**



**CONTROL PANEL-EURROS**



**CONTROL BOX**



**CONTROL PANEL**



**RF REMOTE**



**IR REMOTE**



Mid-Segment Screens

# EURROS

High-Segment Screens

## Open Air Screen

Inflatable Screens

## Edge Blending Black Screen

Broadcasting Screens



**SUVIRA INTERNATIONAL (I) Regd.,**

115, HSIIDC, Industrial Estate, Jagadhari Road, Ambala Cantt-133006 Haryana-India

Ph.: +91 0171 2699 086/ 3249 086

Fax: +91 0171 2699 672

Email: [sales@suvirainternational.com](mailto:sales@suvirainternational.com)

Website: [www.suvirainternational.com](http://www.suvirainternational.com)



VIDEOS



CATALOGUES